




# なぞりがき ① よこ

えんぴつやペンで せんをなぞりましょう。

(線の始点や終点に好きなシールやイラストがあるとわかりやすくなります。)



# なぞりがき ② たて

えんぴつやペンで せんをなぞりましょう。

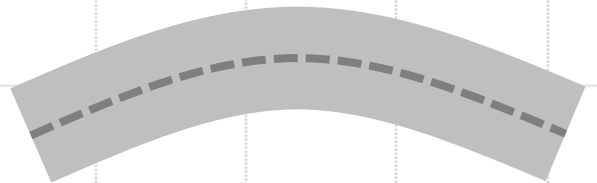
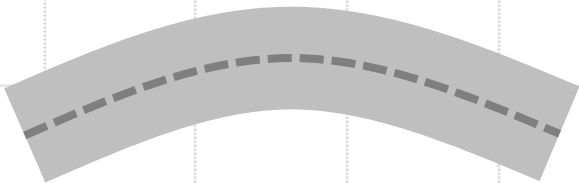
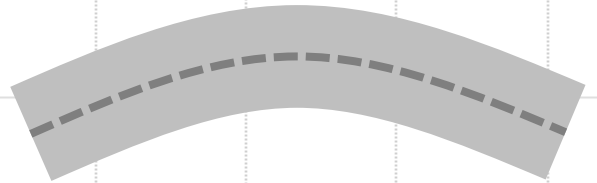
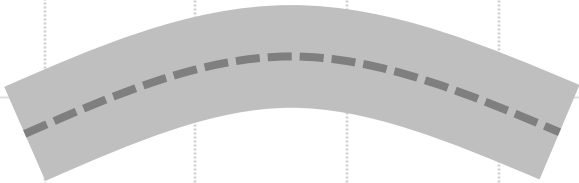
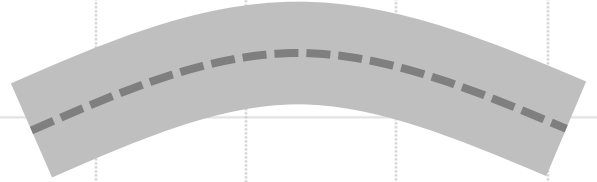
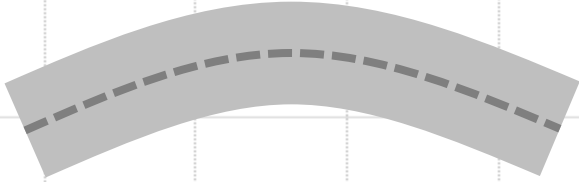
(線の始点や終点に好きなシールやイラストがあるとわかりやすくなります。)



# なぞりがき ③ あーち

えんぴつやペンで せんをなぞりましょう。

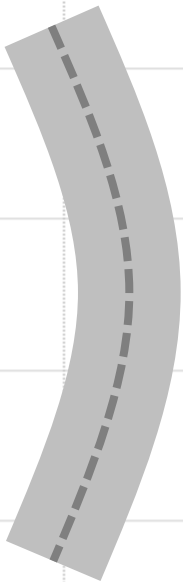
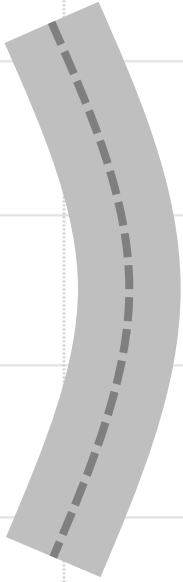
(線の始点や終点に好きなシールやイラストがあるとわかりやすくなります。)



# なぞりがき ④ あーち

えんぴつやペンで せんをなぞりましょう。

(線の始点や終点に好きなシールやイラストがあるとわかりやすくなります。)

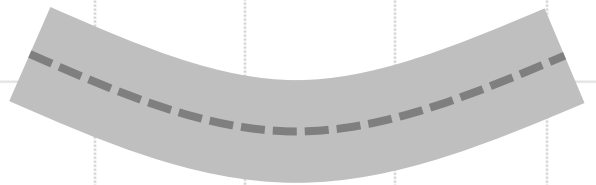
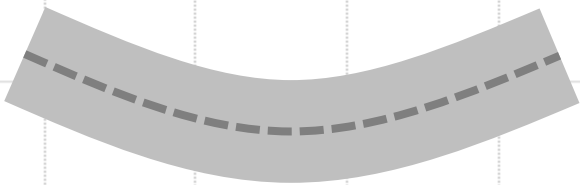
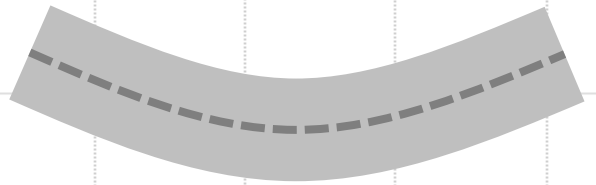
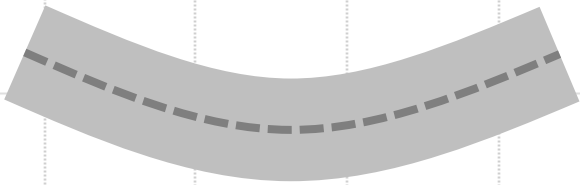
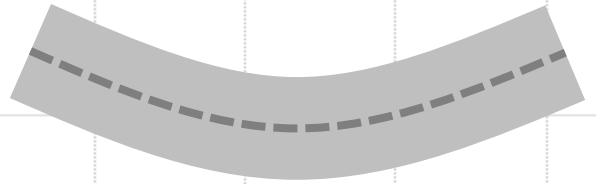
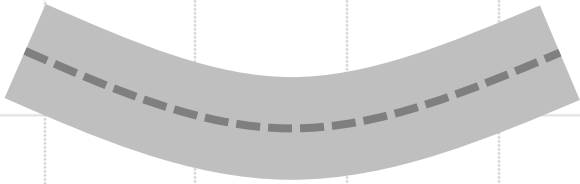


# なぞりがき ⑤ あーち

えんぴつやペンで せんをなぞりましょう。

(線の始点や終点に好きなシールやイラストがあるとわかりやすくなります。)

\*左 右スタートOK

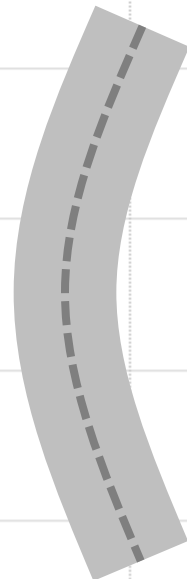
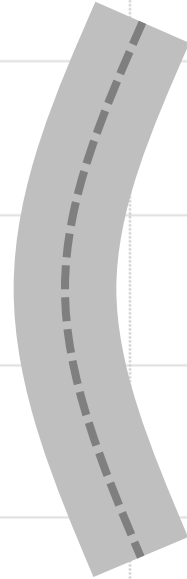


# なぞりがき ⑥ あーち

えんぴつやペンで せんをなぞりましょう。

(線の始点や終点に好きなシールやイラストがあるとわかりやすくなります。)

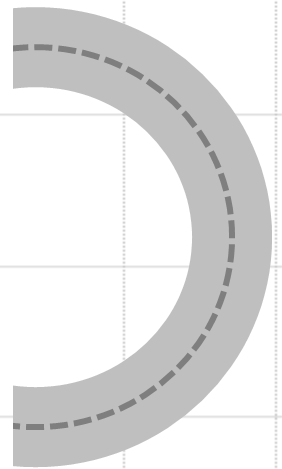
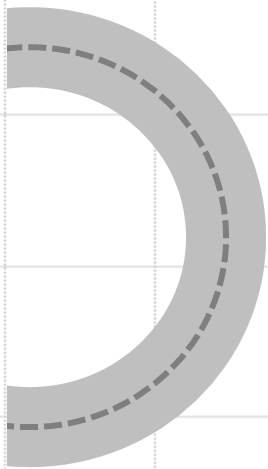
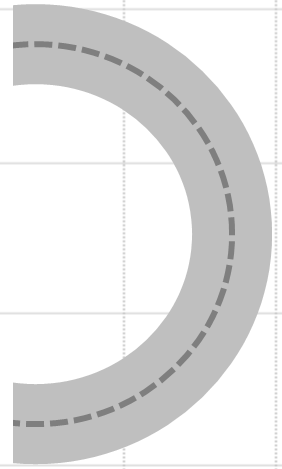
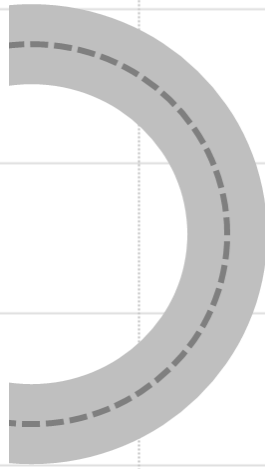
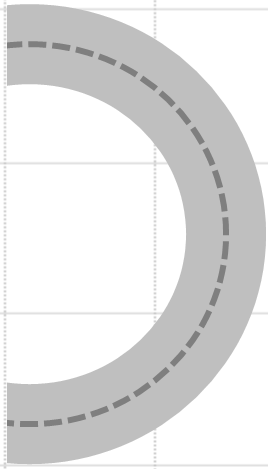
\*上・下スタートOK



# なぞりがき ㊦ はんまる

えんぴつやペンで せんをなぞりましょう。

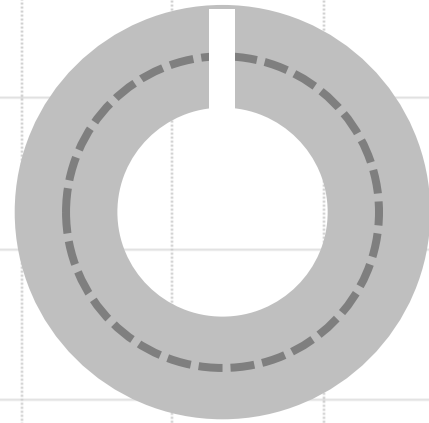
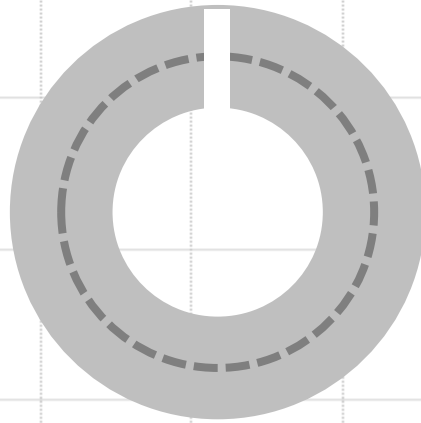
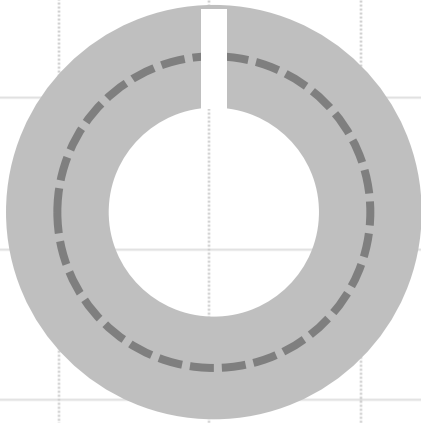
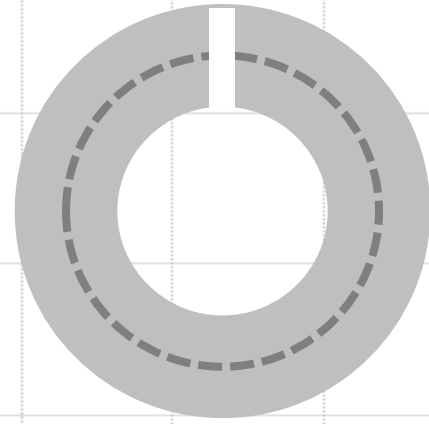
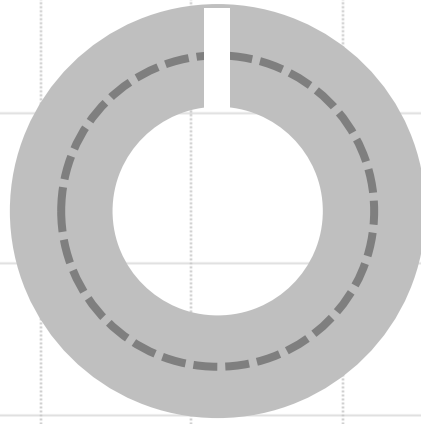
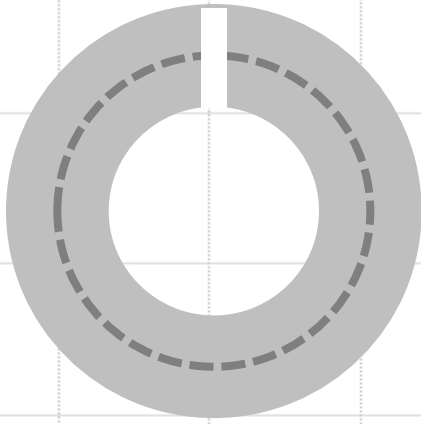
(線の始点や終点に好きなシールやイラストがあるとわかりやすくなります。)



# なぞりがき ⑧ まる

えんぴつやペンで せんをなぞりましょう。

(線の始点や終点に好きなシールやイラストがあるとわかりやすくなります。)

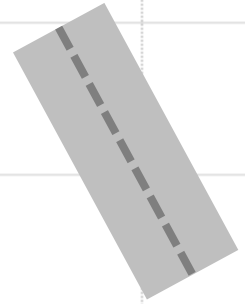
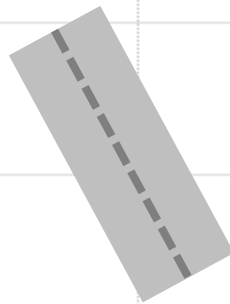
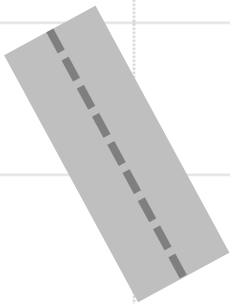
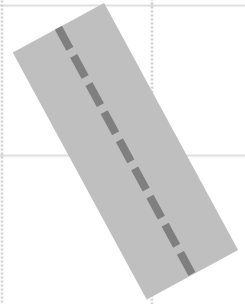
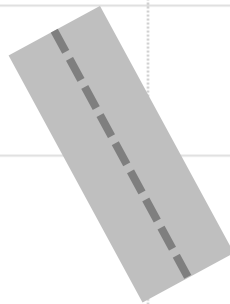
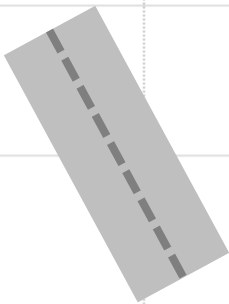
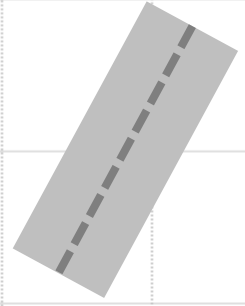
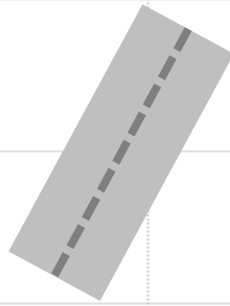
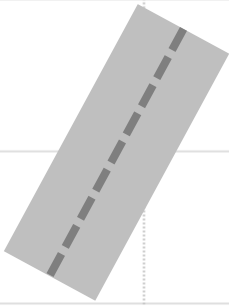
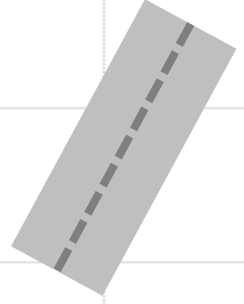
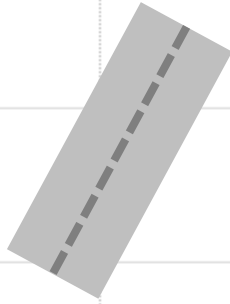
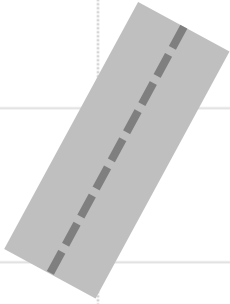




# なぞりがき ⑨ ななめ

えんぴつやペンで せんをなぞりましょう。

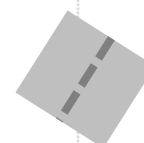
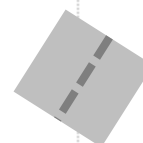
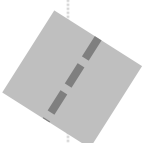
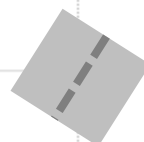
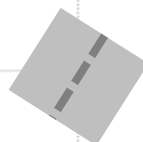
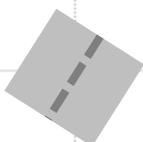
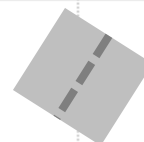
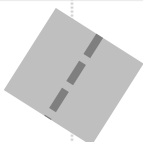
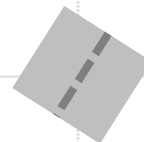
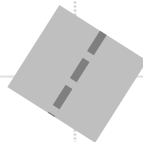
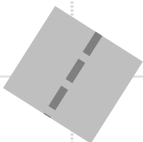
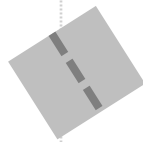
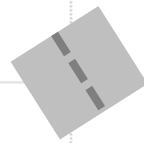
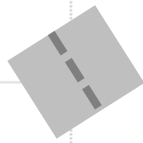
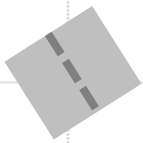
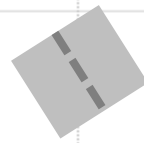
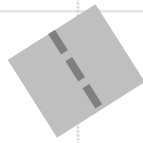
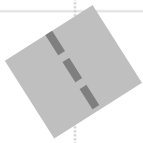
(線の始点や終点に好きなシールやイラストがあるとわかりやすくなります。)



# なぞりがき ⑩ ななめ

えんぴつやペンで せんをなぞりましょう。

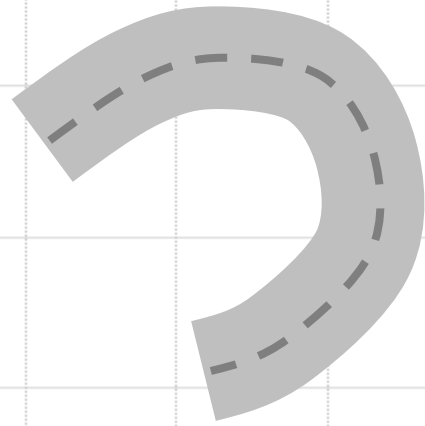
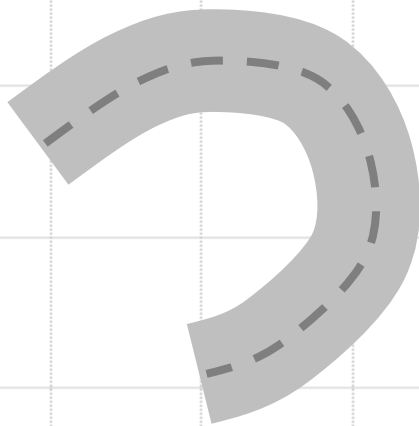
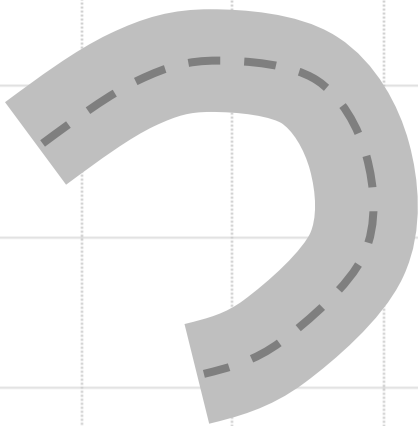
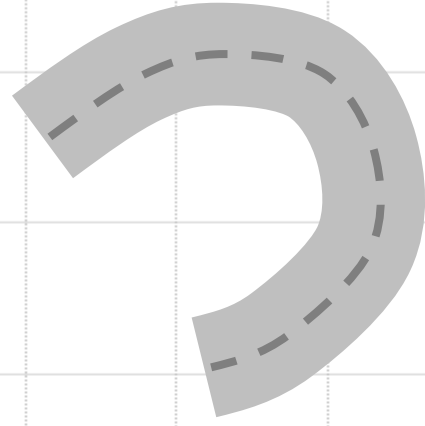
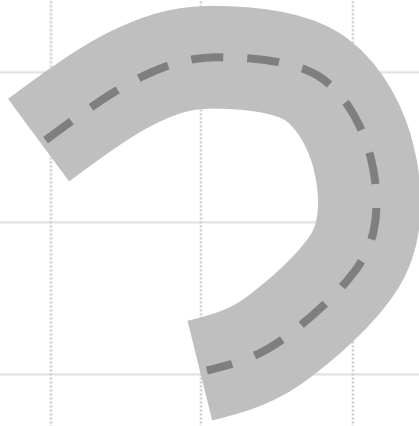
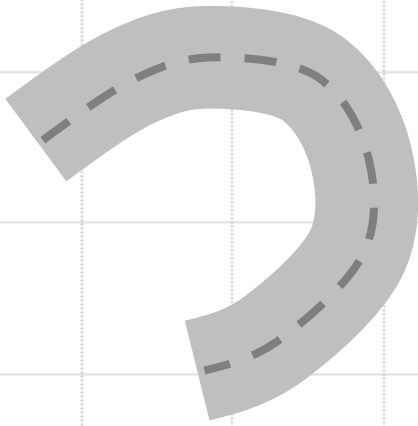
(線の始点や終点に好きなシールやイラストがあるとわかりやすくなります。)



# なぞりがき ⑪ わ・ふところ

えんぴつやペンで せんをなぞりましょう。


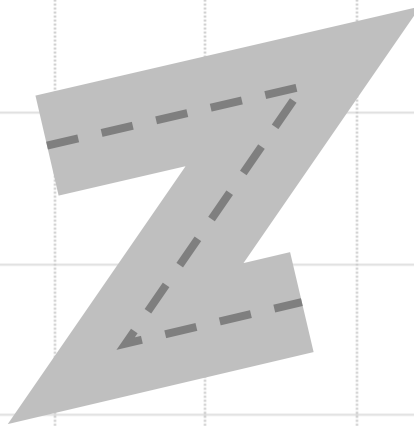
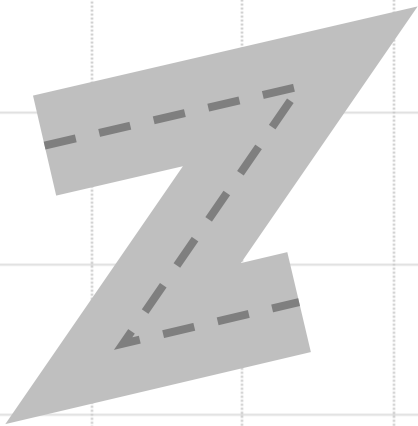

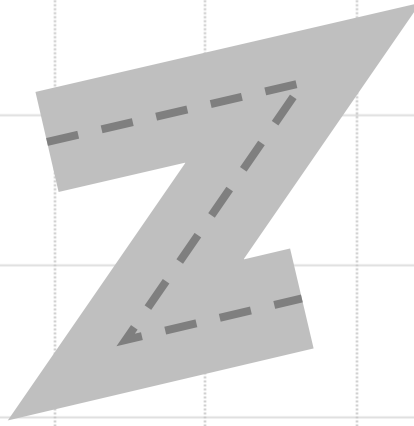
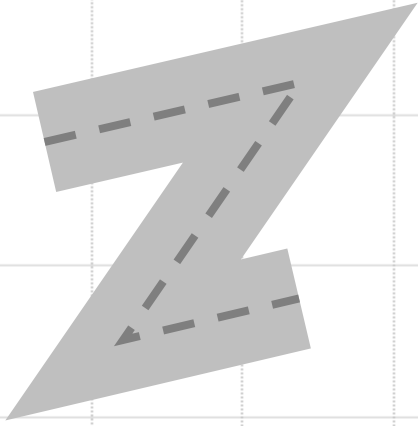
(線の始点や終点に好きなシールやイラストがあるとわかりやすくなります。)



# なぞりがき ⑫ ぜっと

えんぴつやペンで せんをなぞりましょう。

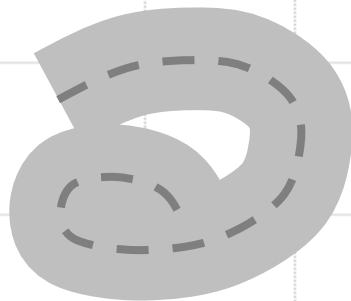
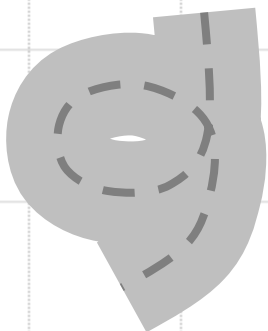
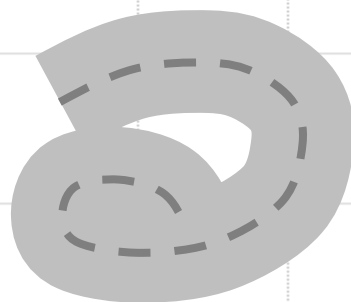
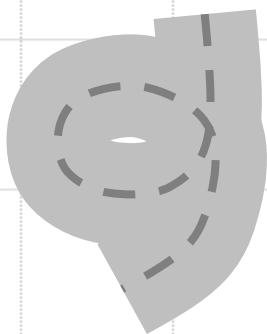
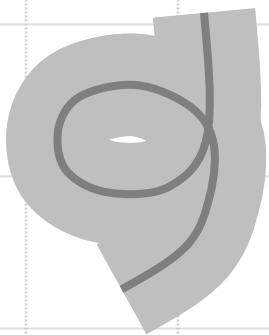

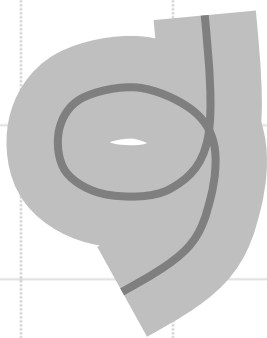
(線の始点や終点に好きなシールやイラストがあるとわかりやすくなります。)



# なぞりがき ⑬ むすび

えんぴつやペンで せんをなぞりましょう。

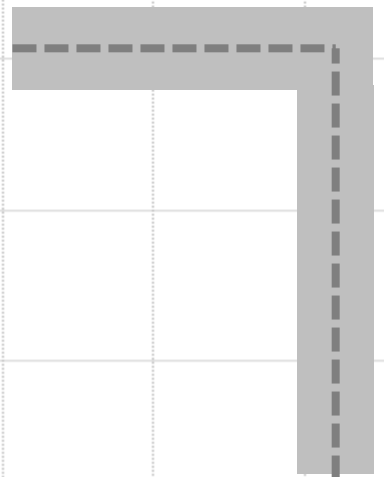





(線の始点や終点に好きなシールやイラストがあるとわかりやすくなります。)



# なぞりがき ⑭ よこたて

えんぴつやペンで せんをなぞりましょう。







(線の始点や終点に好きなシールやイラストがあるとわかりやすくなります。)



# なぞりがき ⑮ たてよこ

えんぴつやペンで せんをなぞりましょう。

(線の始点や終点に好きなシールやイラストがあるとわかりやすくなります。)



# なぞりがき ⑬ しかく

えんぴつやペンで せんをなぞりましょう。

(線の始点や終点に好きなシールやイラストがあるとわかりやすくなります。)

